

Mark Compton  
Deputy Secretary for Administration

# **PennDOT : CHANGING THE CULTURE**

# Pennsylvania Construction Industry Statistics (2009)\*

Fatalities Statewide:

- ◆ 2009: 10
- ◆ 2008: 27

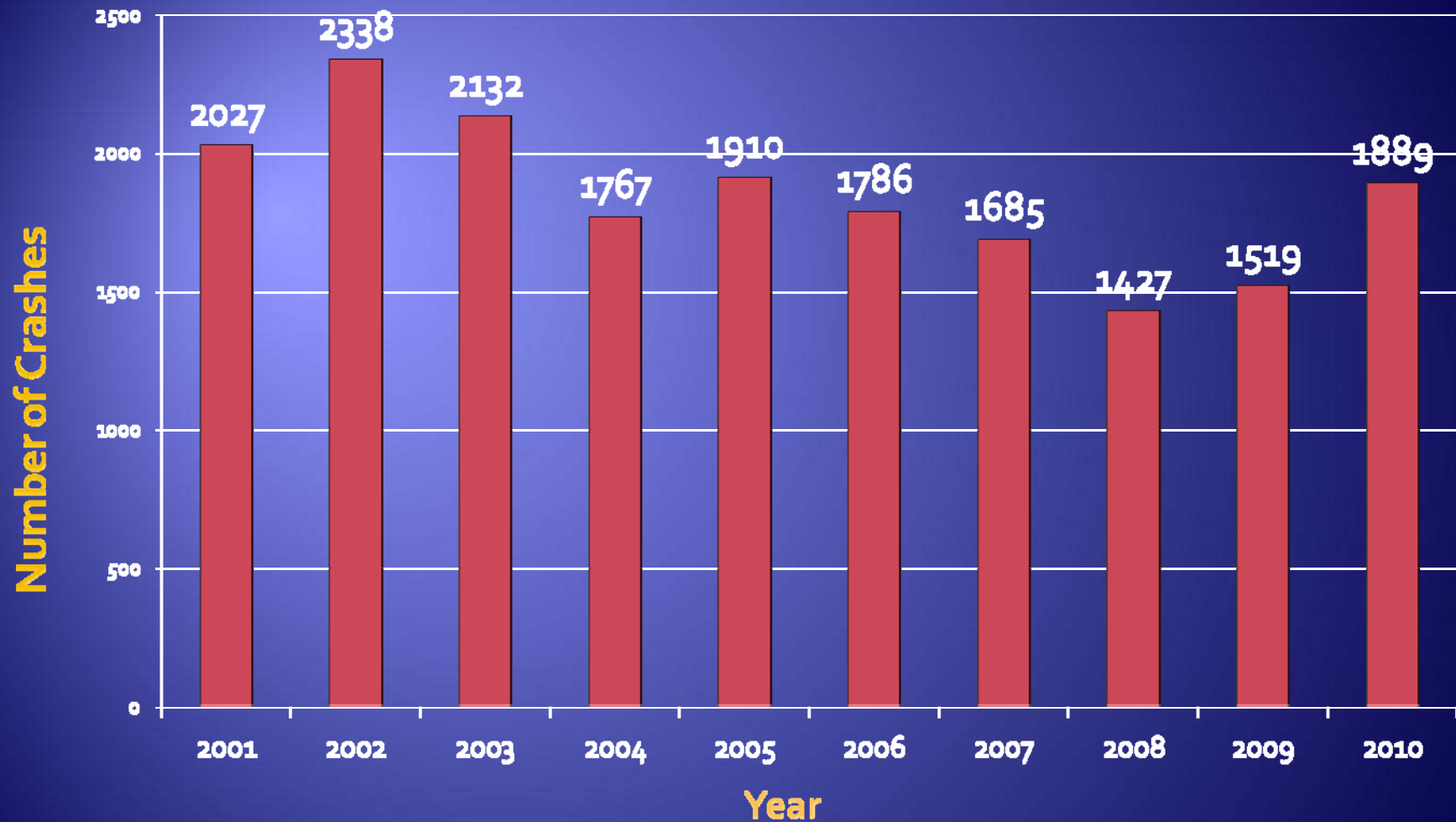
Top Two Causes of Injury:

- ◆ Overexertion
- ◆ Struck By



\*Pennsylvania Work Injuries and Illnesses, 2009, PA Dept. of Labor and Industry

## 10-YEAR WORK ZONE CRASH TREND



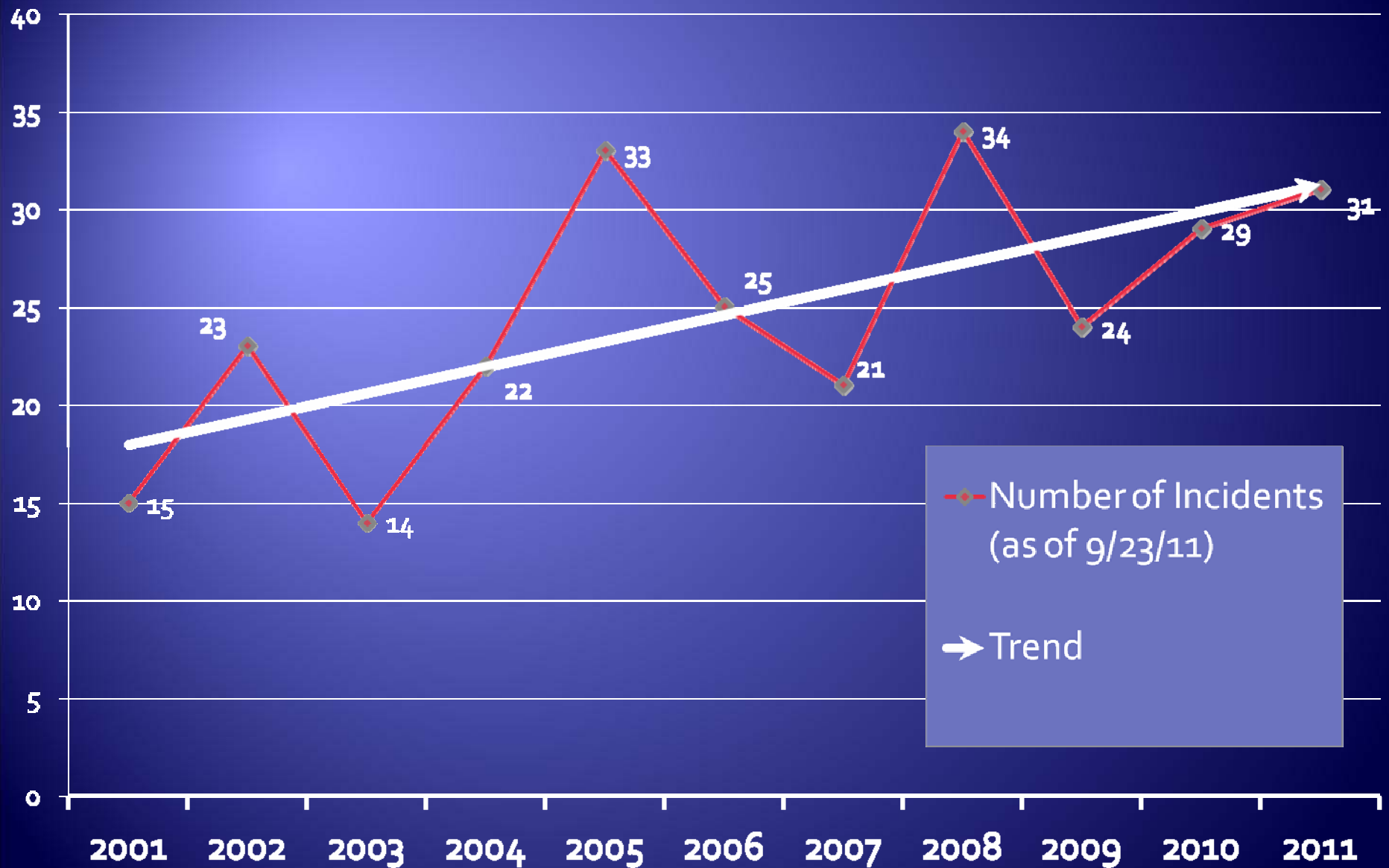
✓ *Work Zone Crashes in 2009 & 2010 increased over the previous year by 6% & 24%, respectively*

# How Serious Is It Really?

- ◆ **83 Fatalities at PennDOT since July 1970**
  - ◆ 29 Vehicle/Equipment Accidents
  - ◆ 20 Struck by Public Vehicle
  - ◆ 17 Struck by Department Vehicle
  - ◆ 17 Other Causes (Plane Crash 7, Tire Rim 2, Crushing 2, Fire 1, Fall 1, Electrocution 1, Struck by Contractor's Truck 3)



# PennDOT Work Zone Intrusion Incidents



# PennDOT versus Nationwide Highway & Street Construction Stats

Fiscal year	PennDOT Statewide County Total Injury Rate	Industry Total Injury Rate	PennDOT Statewide County Disabling Rate	Industry Disabling Rate
2008/2009	10.13	4.6	4.40	2.4
2007/2008	8.67	5.3	3.69	2.9
2006/2007	9.61	5.9	3.45	3.2
2005/2006	9.32	6.0	3.84	3.5
2004/2005	10.35	6.3	3.93	3.5
2003/2004	9.15	6.4	3.70	3.4
2002/2003	8.89	7.6	3.62	4.5


# How did we respond?

- ◆ The Safe and Accident Free Environment Taskforce (SAFE-T) was formed at the authorization of PennDOT Secretary Schoch.
- ◆ PennDOT's Deputy for Administration and Deputy Secretary for Highway Administration were named co-chairs.
- ◆ The task force includes members from all levels of the Department, Turnpike, industry, union, and local police.

# Safe and Accident Free Environment Taskforce (SAFE-T)

- ◆ Work groups identified our safety strengths, weakness, opportunities and threats and prioritized initiatives identified as “Deliverables.”
- ◆ 138 tasks were identified and prioritized into 33 Deliverables.
- ◆ Owners have been identified for each deliverable and teams have been created. The owner is expected to provide updates to SAFE-T which will then act as an oversight committee which will meet on a quarterly basis.

# Changing the Culture at PennDOT



- ◆ Top Deliverables:
  - ✓ Make Work Zones Safer
  - ✓ Share Safety Data with All Employees Regularly
  - ✓ Report all accidents immediately and provide electronic access to real-time trends to focus on prevention efforts.
  - ✓ Update/develop safety training including development of on-the-job trainings.
  - ✓ Safety personnel staffing.

# Together We Can... Change the Culture



- ◆ Is Safety a Core Value?
- ◆ Are all levels of the workforce engaged and involved?
- ◆ Do employees go above and beyond for the “call” of safety?
- ◆ Does Industry set high expectations for safety goals?

# Together We Can... Commit to Safety



- ◆ Acknowledge that current publications/specifications may no longer be enough.
- ◆ Recognize that the traveling public is angrier and more distracted than ever before.
- ◆ Set goals and targets to ensure that Industry employees are no longer a Stop/Slow Paddle away from a bumper.

# Together We Can... Make Work Zones Safer



- ◆ Standardize work zone operations.
- ◆ Educate police officers on proper work zone set-up.
- ◆ Provide driver education to include education for schools.
- ◆ Train employees on work zone set-up.